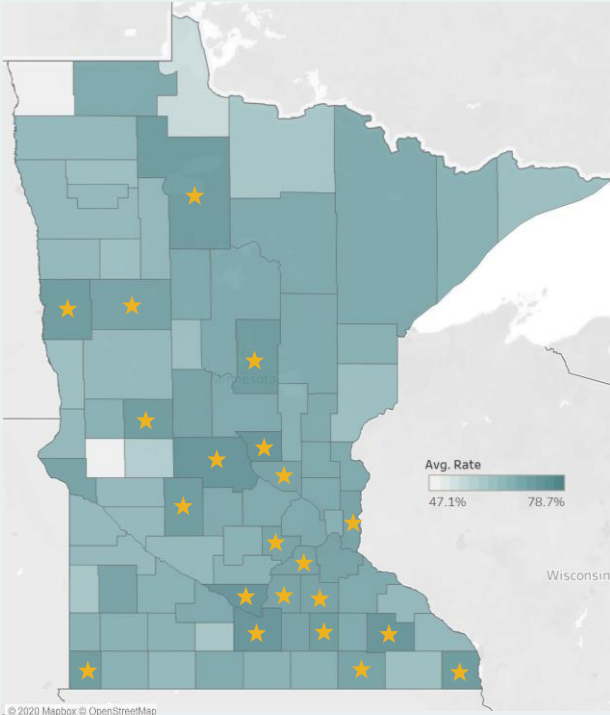


## COLORECTAL CANCER SCREENING RATES BY COUNTY



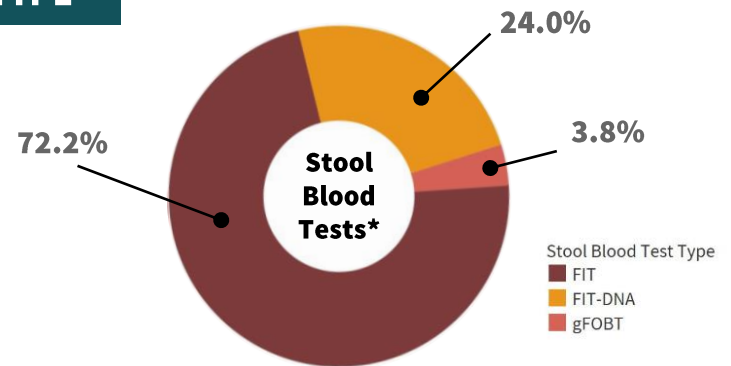
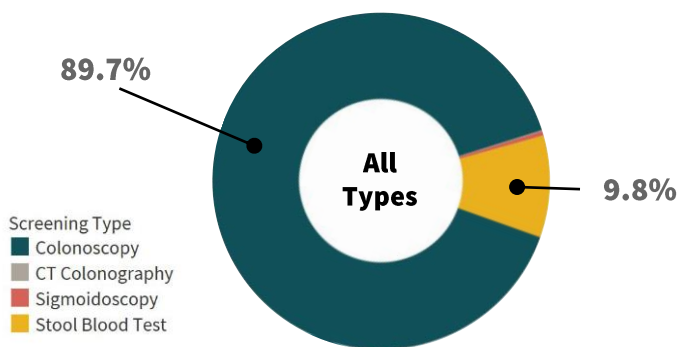
The starred (★) counties have colorectal cancer screening rates that are significantly above the average rate for the 87 Minnesota counties.

## COLORECTAL CANCER SCREENING RATES BY AGE GROUP AND SEX



*Female patients between the ages of 50 - 64 have significantly higher rates of screening compared to males. However, male patients between the ages of 70-75 have significantly higher rates of screening compared to females.*

## PROPORTION OF UP-TO-DATE SCREENINGS BY TYPE



\*Proportion of up-to-date stool blood tests

## OPPORTUNITIES FOR IMPROVEMENT

52%

### of non-English speaking patients in Minnesota

have an up-to-date colorectal cancer screening, compared to 72% of English-speaking patients



### Patients between 50-54 years of age

have significantly lower rates (59%) of screening compared to patients in age groups 55 years and older in Minnesota



### American Indian/Alaskan Native, Asian, Black/African American, Multi-Racial and Native Hawaiian/Other Pacific Islander patients

have significantly lower rates of screening compared to White patients in Minnesota